




USER GUIDE BULK SMS MARKETING



Visit our website : www.malaysiasms.com.my

Login

1 Go to <https://malaysiasms.com.my/>

2 Click "Login"

The screenshot shows the homepage of Malaysia SMS. The browser address bar displays <https://malaysiasms.com.my>. The navigation menu includes Home, Features, Price, About Us, FAQ, Contact Us, Enquiry, and a highlighted LOGIN button. The main banner features the text "MALAYSIA BULK SMS MARKETING" and "Increase your sales by using our BULK SMS Services." Below this, four key benefits are listed: Fast & Easy, Cost Effective, High Reach, and 1-Click Solution, each accompanied by a relevant icon.

607-353 0011 sales@firstonline.com.my

Buy Now User Manual Main Website

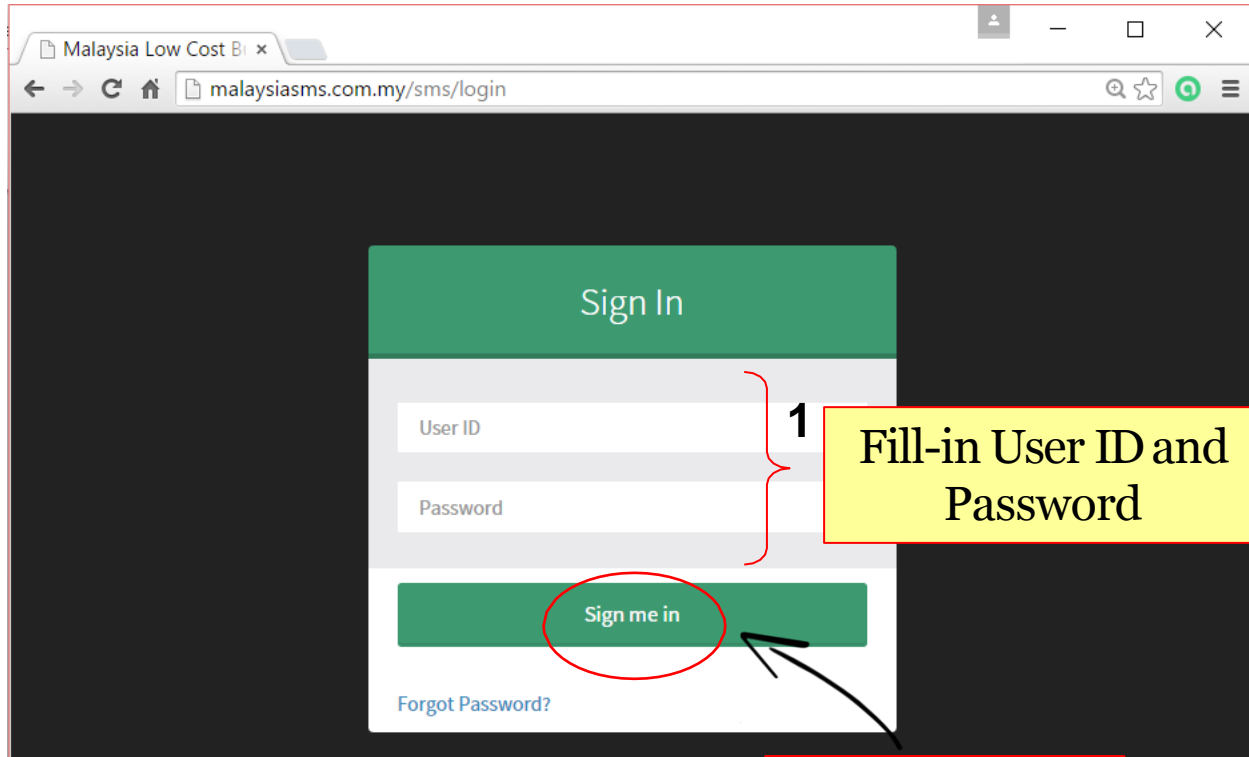
MALAYSIA SMS

Home Features Price About Us FAQ Contact Us Enquiry **LOGIN**

MALAYSIA BULK SMS MARKETING

Increase your sales by using our BULK SMS Services.

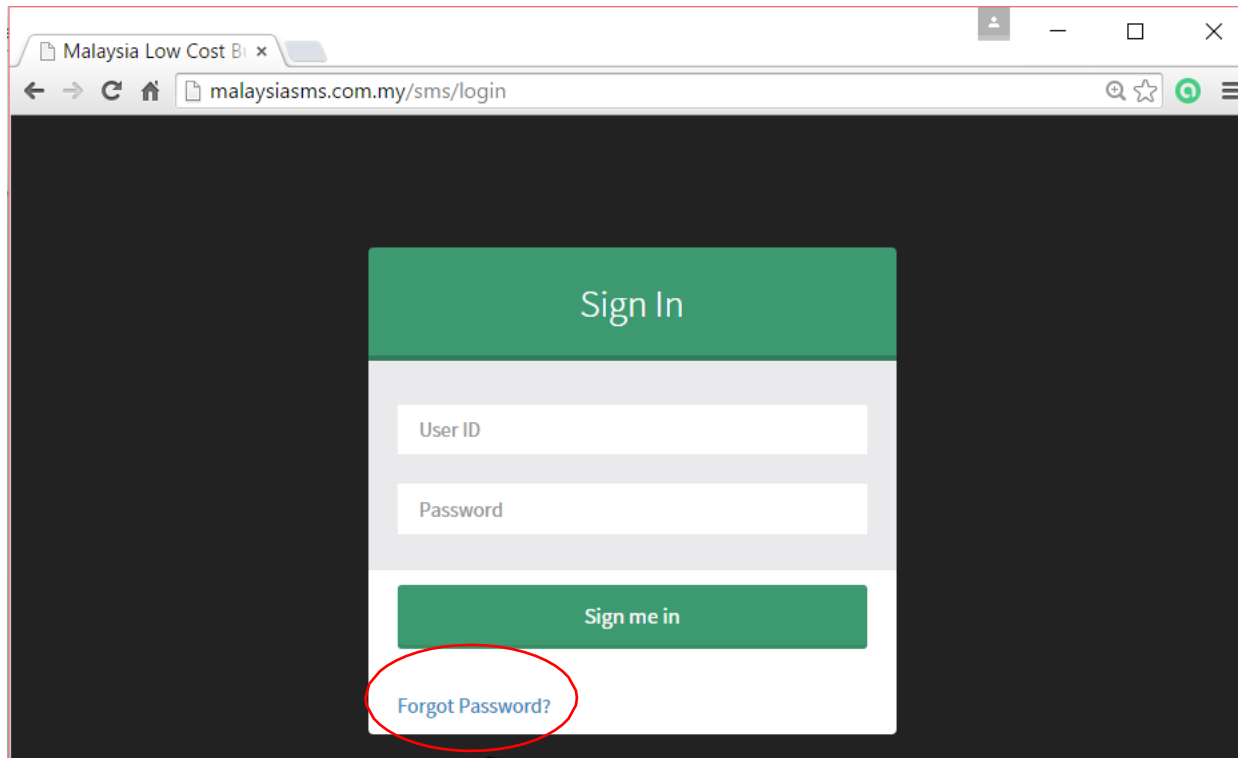
- Fast & Easy
- Cost Effective
- High Reach
- 1-Click Solution



1 Fill-in User ID and Password

2 Click "Sign me in" to login

Forgot Password



1 Click “Forgot Password” to reset your password

Dashboard

2 Credit Balance & Credit Expire info

The screenshot shows the 'First Online SMS' dashboard. The top navigation bar is blue with the text 'First Online SMS' on the left and a user profile 'Kai Wen' on the right. Below the navigation bar, the main content area is divided into three columns. The left column contains a sidebar with a user profile card and a list of menu items. The middle column contains three large colored buttons: 'Send SMS' (red), 'Contact' (green), and 'SMS History' (orange). The right column contains a user profile card with 'Profile' and 'Logout' buttons. Annotations include: '1' pointing to 'Your name' in the top navigation bar; '2' pointing to the 'Credit Balance : 100' and 'Credit Expire On : 13 May 2016' text in the sidebar; '3' pointing to the 'Profile' button in the user profile card; and '4' pointing to the 'Logout' button in the user profile card. The 'Dashboard' menu item in the sidebar and the 'Profile' and 'Logout' buttons are also highlighted with red boxes.

1 Your name

2 Credit Balance & Credit Expire info

3 Click "Profile" to view your profile

4 Click "Logout" to logout your account

- Hello, Kai Wen
- Credit Balance : 100
- Credit Expire On : 13 May 2016
- Logout
- Dashboard
- Contact
- SMS Template
- Send SMS
- SMS History

Dashboard

Welcome Kai Wen!

Send SMS

Contact

SMS History

Kai Wen

Profile

Logout

Edit Profile

First Online SMS



Kai Wen



Hello, Kai Wen

Credit Balance : 100

Credit Expire On : 13 May 2016

Logout

Dashboard

Contact

SMS Template

Send SMS

SMS History

Profile Update

1 Fill-in your info

Company Name

First Name

Last Name

Address

Postcode

State

City

Country : Malaysia

Contact Number

Email Address

Username

Password

Submit

2 Click "Submit" to save

View Contact Group Listing

First Online SMS



Kai Wen



Hello, Kai Wen

Credit Balance : 100

Credit Expire On : 13 May 2016

Logout

Dashboard

Contact

SMS Template

Send SMS

SMS History

Contact Group Listing

Group Name

Add

Click "Contact" to view contact group listing

Search



Contact Listing

Show All

Active

Suspended

#	Group Name				
1	Supplier Kuala Lumpur	Add Contact	Edit	Active	Delete
2	Customer Johor	Add Contact	Edit	Active	Delete
3	Customer Kuala Lumpur	Add Contact	Edit	Active	Delete
4	Dealer Johor	Add Contact	Edit	Active	Delete
5	Dealer Kuala Lumpur	Add Contact	Edit	Active	Delete

Add New Contact Group

First Online SMS



Kai Wen



Hello, Kai Wen
Credit Balance : 100
Credit Expire On : 13 May 2016

Logout

Dashboard

Contact

SMS Template

Send SMS

SMS History

Contact Group Listing 1

Group Name

Supplier Johor

Add

Fill-in contact group name

Click "Submit" to save

Search



Contact Listing

Show All

Active

Suspended

#	Group Name				
1	Supplier Kuala Lumpur	Add Contact	Edit	Active	Delete
2	Customer Johor	Add Contact	Edit	Active	Delete
3	Customer Kuala Lumpur	Add Contact	Edit	Active	Delete
4	Dealer Johor	Add Contact	Edit	Active	Delete
5	Dealer Kuala Lumpur	Add Contact	Edit	Active	Delete



Hello, Kai Wen
Credit Balance : 100
Credit Expire On : 13 May 2016

- Logout
- Dashboard
- Contact
- SMS Template
- Send SMS
- SMS History

Contact Group Listing

Group Name added successfully

A message appear

Group Name

Add

GroupName

Search

- Contact Listing
- Show All
- Active
- Suspended

#	Group Name				
1	Supplier Johor	Add Contact	Edit	Active	Delete
2	Supplier Kuala Lumpur	Add Contact	Edit	Active	Delete
3	Customer Johor	Add Contact	Edit	Active	Delete
4	Customer Kuala Lumpur	Add Contact	Edit	Active	Delete
5	Dealer Johor	Add Contact	Edit	Active	Delete
6	Dealer Kuala Lumpur	Add Contact	Edit	Active	Delete

A new contact group

To Suspend Contact Group

Malaysia Low Cost Bulk SMS | x

malysiasms.com.my/sms/mycontactgroup/view

First Online SMS

Hello, Kai Wen
Credit Balance : 100
Credit Expire On : 13 May 2016

Logout
Dashboard
Contact
SMS Template
Send SMS
SMS History

Contact Group Listing

Group Name
Group Name
Add

GroupName Search

Contact Listing Show All Active Suspended

#	Group Name	Add Contact	Edit	Active	Delete
1	Supplier Johor	Add Contact	Edit	Active	Delete
2	Supplier Kuala Lumpur	Add Contact	Edit	Active	Delete
3	Customer Johor	Add Contact	Edit	Active	Delete
4	Customer Kuala Lumpur	Add Contact	Edit	Active	Delete
5	Dealer Johor	Add Contact	Edit	Active	Delete
6	Dealer Kuala Lumpur	Add Contact	Edit	Active	Delete

1 Click "Active" to suspend contact group

2 Click "OK" to suspend contact group



Hello, Kai Wen
Credit Balance : 100
Credit Expire On : 13 May 2016

- Logout
- Dashboard
- Contact
- SMS Template
- Send SMS
- SMS History

Contact Group Listing

Contact Group suspended

1 A message appear

Group Name

Group Name

Add

3 Click "Suspended" to view list of group suspended

GroupName Search

2 Contact group suspended

#	Group Name	Add Contact	Edit	Active	Delete
1	Supplier Johor	Add Contact	Edit	Suspended	Delete
2	Supplier Kuala Lumpur	Add Contact	Edit	Active	Delete
3	Customer Johor	Add Contact	Edit	Active	Delete
4	Customer Kuala Lumpur	Add Contact	Edit	Active	Delete
5	Dealer Johor	Add Contact	Edit	Active	Delete
6	Dealer Kuala Lumpur	Add Contact	Edit	Active	Delete

Contact Listing Show All Active Suspended

List of Suspended Contact Group

First Online SMS Kai Wen

Hello, Kai Wen
Credit Balance : 100
Credit Expire On : 13 May 2016

Logout | Dashboard | Contact | SMS Template | Send SMS | SMS History

Contact Group Listing : Suspended

GroupName

#	Group Name	Contact Listing	Show All	Active	Suspended
1	Supplier Johor	<input type="button" value="Add Contact"/>	<input type="button" value="Edit"/>	<input type="button" value="Suspended"/>	<input type="button" value="Delete"/>

Suspended group (highlighted box with arrow pointing to [Supplier Johor](#))

To Activate Contact Group

Malaysia Low Cost Bulk SMS | X

malysiasms.com.my/sms/mycontactgroup/view

First Online SMS

Hello, Kai Wen
Credit Balance : 100
Credit Expire On : 13 May 2016

Logout
Dashboard
Contact
SMS Template
Send SMS
SMS History

Contact Group Listing

Group Name
Group Name
Add

GroupName Search

1 Click "Suspended" to activate contact group

Click "OK" to activate contact group

The page at malysiasms.com.my says:
Do you want to activate the record
OK Cancel

#	Group Name				
1	Supplier Johor	Add Contact	Edit	Suspended	Delete
2	Supplier Kuala Lumpur	Add Contact	Edit	Active	Delete
3	Customer Johor	Add Contact	Edit	Active	Delete
4	Customer Kuala Lumpur	Add Contact	Edit	Active	Delete
5	Dealer Johor	Add Contact	Edit	Active	Delete
6	Dealer Kuala Lumpur	Add Contact	Edit	Active	Delete



Hello, Kai Wen
Credit Balance : 100
Credit Expire On : 13 May 2016

- Logout
- Dashboard
- Contact
- SMS Template
- Send SMS
- SMS History

Contact Group Listing

Contact Group activated

1 A message appear

Group Name

Group Name

Add

GroupName

Search



Contact Listing Show All Active Suspended

#	Group Name				
1	Supplier Johor	Add Contact	Edit	Active	Delete
2	Supplier Kuala Lumpur	Add Contact	Edit	Active	Delete
3	Customer Johor	Add Contact	Edit	Active	Delete
4	Customer Kuala Lumpur	Add Contact	Edit	Active	Delete
5	Dealer Johor	Add Contact	Edit	Active	Delete
6	Dealer Kuala Lumpur	Add Contact	Edit	Active	Delete

2 Contact group active


To Delete Contact Group

The screenshot shows the 'Contact Group Listing' page. A modal dialog box is open, asking 'Do you want to delete this group?' with 'OK' and 'Cancel' buttons. The 'OK' button is circled in red, and a yellow callout box points to it with the text 'Click "OK" to delete contact group'. Below the dialog, a table lists contact groups. The 'Delete' button for the first group, 'Supplier Johor', is circled in red, with a yellow callout box labeled '1' pointing to it and the text 'Click "Delete" to delete contact group'. The table has columns for '#', 'Group Name', and actions (Add Contact, Edit, Active, Delete). The 'Delete' buttons are red, while 'Active' is green, 'Edit' is blue, and 'Add Contact' is cyan. At the top right of the table, there are tabs for 'Contact Listing', 'Show All', 'Active', and 'Suspended'.

1 Click "Delete" to delete contact group

Click "OK" to delete contact group

#	Group Name	Actions
1	Supplier Johor	Add Contact Edit Active Delete
2	Supplier Kuala Lumpur	Add Contact Edit Active Delete
3	Customer Johor	Add Contact Edit Active Delete
4	Customer Kuala Lumpur	Add Contact Edit Active Delete
5	Dealer Johor	Add Contact Edit Active Delete
6	Dealer Kuala Lumpur	Add Contact Edit Active Delete

 Hello, Kai Wen
Credit Balance : 100
Credit Expire On : 13 May 2016

- Logout
- Dashboard
- Contact
- SMS Template
- Send SMS
- SMS History

Contact Group Listing

Group Name

The page at malaysiasms.com.my says:

Please confirm that if you want to delete this group means all contact will be deleted

Prevent this page from creating additional dialogues.

Click "OK" to confirm delete contact group

GroupName Search

#	Group Name				
1	Supplier Johor	<input type="button" value="Add Contact"/>	<input type="button" value="Edit"/>	<input type="button" value="Active"/>	<input type="button" value="Delete"/>
2	Supplier Kuala Lumpur	<input type="button" value="Add Contact"/>	<input type="button" value="Edit"/>	<input type="button" value="Active"/>	<input type="button" value="Delete"/>
3	Customer Johor	<input type="button" value="Add Contact"/>	<input type="button" value="Edit"/>	<input type="button" value="Active"/>	<input type="button" value="Delete"/>
4	Customer Kuala Lumpur	<input type="button" value="Add Contact"/>	<input type="button" value="Edit"/>	<input type="button" value="Active"/>	<input type="button" value="Delete"/>
5	Dealer Johor	<input type="button" value="Add Contact"/>	<input type="button" value="Edit"/>	<input type="button" value="Active"/>	<input type="button" value="Delete"/>
6	Dealer Kuala Lumpur	<input type="button" value="Add Contact"/>	<input type="button" value="Edit"/>	<input type="button" value="Active"/>	<input type="button" value="Delete"/>



Hello, Kai Wen
Credit Balance : 100
Credit Expire On : 13 May 2016

- Logout
- Dashboard
- Contact
- SMS Template
- Send SMS
- SMS History

Contact Group Listing

Contact Group deleted



A message appear

Group Name

Add

GroupName

Search



Contact Listing Show All Active Suspended

#	Group Name				
1	Supplier Kuala Lumpur	Add Contact	Edit	Active	Delete
2	Customer Johor	Add Contact	Edit	Active	Delete
3	Customer Kuala Lumpur	Add Contact	Edit	Active	Delete
4	Dealer Johor	Add Contact	Edit	Active	Delete
5	Dealer Kuala Lumpur	Add Contact	Edit	Active	Delete

To Add Contact



Hello, Kai Wen
Credit Balance : 100
Credit Expire On : 13 May 2016

- Logout
- Dashboard
- Contact
- SMS Template
- Send SMS
- SMS History

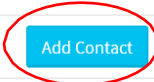
Contact Group Listing

Group Name

GroupName

#	Group Name	Contact Listing	Show All	Active	Suspended
1	Supplier Kuala Lumpur	<input type="button" value="Add Contact"/>	<input type="button" value="Edit"/>	<input type="button" value="Active"/>	<input type="button" value="Delete"/>
2	Customer Johor	<input type="button" value="Add Contact"/>	<input type="button" value="Edit"/>	<input type="button" value="Active"/>	<input type="button" value="Delete"/>
3	Customer Kuala Lumpur	<input type="button" value="Add Contact"/>	<input type="button" value="Edit"/>	<input type="button" value="Active"/>	<input type="button" value="Delete"/>
4	Dealer Johor	<input type="button" value="Add Contact"/>	<input type="button" value="Edit"/>	<input type="button" value="Active"/>	<input type="button" value="Delete"/>
5	Dealer Kuala Lumpur	<input type="button" value="Add Contact"/>	<input type="button" value="Edit"/>	<input type="button" value="Active"/>	<input type="button" value="Delete"/>

Click "Add Contact" to add contact





Hello, Kai Wen
Credit Balance : 100
Credit Expire On : 13 May 2016

- Logout
- Dashboard
- Contact
- SMS Template
- Send SMS
- SMS History

Contact List Add

Contact Group
Supplier Kuala Lumpur

Want to add new Group? [Click Here](#)

Contact Name
Mr Sean

Contact Number(Example : 60127891234 (with Country Code))
60177134699

Alert : Each group maximum 500 contacts allowed

Submit Contact List Contact Group

#	Group Name	Contact Person	Contact Number
1	Supplier Kuala Lumpur	Mrs Saraswathy	60164114234
2	Supplier Kuala Lumpur	Mrs Sao	60145566123
3	Supplier Kuala Lumpur	Mr Adi Putra	601113699363
4	Supplier Kuala Lumpur	Miss Romaisarah	60124563217

1 Fill-in contact info

3 Each group can have maximum 500 contacts

2 Click "Submit" to add contact



Hello, Kai Wen
 Credit Balance : 100
 Credit Expire On : 13 May 2016

- Logout
- Dashboard
- Contact
- SMS Template
- Send SMS
- SMS History

Contact List Add

Contact Group
 Supplier Kuala Lumpur

Want to add new Group? [Click Here](#)

Contact Name
 Contact Name

Contact Number(Example : 60127891234 (with Country Code))
 Contact Number

Alert : Each group maximum 500 contacts allowed

Contact added

#	Group Name	Contact Person	Contact Number
1	Supplier Kuala Lumpur	Mr Sean	60177134699
2	Supplier Kuala Lumpur	Mrs Saraswathy	60164114234
3	Supplier Kuala Lumpur	Mrs Sao	60145566123
4	Supplier Kuala Lumpur	Mr Adi Putra	601113699363
5	Supplier Kuala Lumpur	Miss Romaisarah	60124563217

To View Contact Listing



Hello, Kai Wen
Credit Balance : 100
Credit Expire On : 13 May 2016

- Logout
- Dashboard
- Contact
- SMS Template
- Send SMS
- SMS History

Contact Group Listing

Contact List added successfully

A message appear

Group Name

Add

GroupName

Search



Click "Contact Listing" to view list of contact

Contact Listing

Show All

Active

Suspended

#	Group Name				
1	Supplier Johor	Add Contact	Edit	Active	Delete
2	Supplier Kuala Lumpur	Add Contact	Edit	Active	Delete
3	Customer Johor	Add Contact	Edit	Active	Delete
4	Customer Kuala Lumpur	Add Contact	Edit	Active	Delete
5	Dealer Johor	Add Contact	Edit	Active	Delete
6	Dealer Kuala Lumpur	Add Contact	Edit	Active	Delete

List of Contact

First Online SMS



Kai Wen



Hello, Kai Wen
Credit Balance : 100
Credit Expire On : 13 May 2016

Contact Listing

Contact Person

Search



Manage Contact Group

Add Contact

Add Contact By Excel



Logout

Dashboard

Contact

SMS Template

Send SMS

SMS History

Show All

Filter By Group

Active

Suspended

Error Number(SMS Not Delivered)

Activate All

Suspend All

Delete All

#	Group Name	Contact Person	Contact Number	
1	Dealer Kuala Lumpur	Mr Khai	60185581234	
2	Dealer Kuala Lumpur	Miss Amy	60179946317	
3	Dealer Johor	Mrs Tan	60148991234	
4	Dealer Johor	Miss Priya	56	
5	Customer Johor	Miss Sunny	33	
6	Customer Johor	Mr Wong	98	
7	Customer Johor	Mr Kang Gary	60124561234	
8	Supplier Kuala Lumpur	Mr Sean	60177134699	
9	Supplier Kuala Lumpur	Mrs Saraswathy	60164114234	
10	Supplier Kuala Lumpur	Mrs Sao	60145566123	

List of contact

Add Contact by Excel



Hello, Kai Wen
Credit Balance : 100
Credit Expire On : 13 May 2016

- Logout
- Dashboard
- Contact
- SMS Template
- Send SMS
- SMS History

Contact Group Listing

Group Name

GroupName

#	Group Name				
1	Supplier Kuala Lumpur	<input type="button" value="Add Contact"/>	<input type="button" value="Edit"/>	<input type="button" value="Active"/>	<input type="button" value="Delete"/>
2	Customer Johor	<input type="button" value="Add Contact"/>	<input type="button" value="Edit"/>	<input type="button" value="Active"/>	<input type="button" value="Delete"/>
3	Customer Kuala Lumpur	<input type="button" value="Add Contact"/>	<input type="button" value="Edit"/>	<input type="button" value="Active"/>	<input type="button" value="Delete"/>
4	Dealer Johor	<input type="button" value="Add Contact"/>	<input type="button" value="Edit"/>	<input type="button" value="Active"/>	<input type="button" value="Delete"/>
5	Dealer Kuala Lumpur	<input type="button" value="Add Contact"/>	<input type="button" value="Edit"/>	<input type="button" value="Active"/>	<input type="button" value="Delete"/>

Select contact group





Hello, Kai Wen
Credit Balance : 100
Credit Expire On : 13 May 2016

Logout

Dashboard

Contact

SMS Template

Send SMS

SMS History

Contact Listing

Click "Add Contact By Excel"



Contact Person Search

Manage Contact Group Add Contact **Add Contact By Excel**

Show All Filter By Group Active Suspended Error Number(SMS Not Delivered)
Activate All Suspend All Delete All

#	Group Name	Contact Person	Contact Number	
1	Dealer Kuala Lumpur	Mr Khai	60185581234	<input type="checkbox"/>
2	Dealer Kuala Lumpur	Miss Amy	60179946317	<input type="checkbox"/>



Hello, Kai Wen

Credit Balance : 100

Credit Expire On : 13 May 2016

Logout

Dashboard

Contact

SMS Template

Send SMS

SMS History

Contact List Add by Excel

2

Choose .xls file
from your folder

Contact Group

Dealer Kuala Lumpur

Upload Excel Data

Choose file No file chosen

Sample Excel Format

Please check Sample Excel Format. Only support xls file format.

Contact number must include Country Code, example : 60127891234)

Alert : Each group maximum 500 contacts allowed

Submit

3

Click "Submit"
to add contact

1

Untitled Document - Google Chrome
malaysiasms.com.my/sms/sample

Sample excel format

Support Excel .xls Format only (Ms-Office 2003)
If you are using Ms-Office 2007, please select save as Excel 97-2003

John	60197780909		
James	60197890001		
Johan	60128890191		
Ah Kow	60129998899		
Ismail	60169909091		
Iskandar	60168822299		

Please make sure country code is included

Note: Contact number
must include country code

Search Contact

Search contact by
“Contact Person” or
“Contact Number”

First Online SMS



Kai Wen



Hello, Kai Wen
Credit Balance : 100
Credit Expire On : 13 May 2016

Contact Listing

Contact Person

Search



Contact Person

Contact Number

Manage Contact Group

Add Contact

Add Contact By Excel



Logout

Dashboard

Contact

SMS Template

Send SMS

SMS History

Show All

Filter By Group

Active

Suspended

Error Number(SMS Not Delivered)

Activate All

Suspend All

Delete All

#	Group Name	Contact Person	Contact Number	
1	Dealer Kuala Lumpur	Mr Khai	60185581234	
2	Dealer Kuala Lumpur	Miss Amy	60179946317	
3	Dealer Johor	Mrs Tan	60148991234	
4	Dealer Johor	Miss Priya	60167789456	
5	Customer Johor	Miss Sunny	60145678433	
6	Customer Johor	Mr Wong	60197113698	
7	Customer Johor	Mr Kang Gary	60124561234	
8	Supplier Kuala Lumpur	Mr Sean	60177134699	
9	Supplier Kuala Lumpur	Mrs Saraswathy	60164114234	
10	Supplier Kuala Lumpur	Mrs Sao	60145566123	

Filter By Group

Contact Listing



Hello, Kai Wen
Credit Balance : 100
Credit Expire On : 13 May 2016

- Logout
- Dashboard
- Contact
- SMS Template
- Send SMS
- SMS History

“Filter by Group” to search contact

Manage Contact Group Add Con

Show All Filter By Group Active Suspended Error Number(SMS Not Delivered)

Activate All Suspend All Delete All

#	Group Name	Contact Person				
1	Dealer Kuala Lumpur	Mr Khai				
2	Dealer Kuala Lumpur	Miss Amy	60179946317			
3	Dealer Johor	Mrs Tan	60148991234			
4	Dealer Johor	Miss Priya	60167789456			
5	Customer Johor	Miss Sunny	60145678433			
6	Customer Johor	Mr Wong	60197113698			
7	Customer Johor	Mr Kang Gary	60124561234			
8	Supplier Kuala Lumpur	Mr Sean	60177134699			
9	Supplier Kuala Lumpur	Mrs Saraswathy	60164114234			
10	Supplier Kuala Lumpur	Mrs Sao	60145566123			



Hello, Kai Wen
Credit Balance : 100
Credit Expire On : 13 May 2016

- Logout
- Dashboard
- Contact
- SMS Template
- Send SMS
- SMS History

Contact Listing

Contact Person

[Manage Contact Group](#) [Add Contact](#)

Filtered contact group

#	Group Name	Contact Person	Contact Number	
1	Dealer Johor	Mrs Tan	60148991234	<input type="checkbox"/>
2	Dealer Johor	Miss Priya	60167789456	<input type="checkbox"/>
3	Dealer Johor	Mr Adam	60173881100	<input type="checkbox"/>
4	Dealer Johor	Miss Amira	60175689743	<input type="checkbox"/>

To Activate All Contact

The screenshot shows the 'First Online SMS' web application interface. The main content area is titled 'Contact Listing' and contains a table of contact records. A modal dialog box is open, asking 'Do you want to activate selected record?' with 'OK' and 'Cancel' buttons. The 'OK' button is circled in red. A yellow callout box with the number '2' points to the 'OK' button, containing the text 'Click "OK" to confirm activate all contact'. Another yellow callout box with the number '1' points to the checkbox in the first row of the table, containing the text 'Check the box to select all contact'. The table has columns for '#', 'Group Name', 'Contact Person', and a set of action icons (edit, status, delete, and a checkbox). The status icons are green checkmarks, and the delete icons are red 'X's. The checkbox in the first row is checked and circled in red.

Manage Contact Group Add Contact Add Contact By Excel

Show All Filter By Group Active Suspended Error Number(SMS Not Delivered)

Activate All Suspend All Delete All

#	Group Name	Contact Person				
1	Dealer Kuala Lumpur	Mr Khai				<input checked="" type="checkbox"/>
2	Dealer Kuala Lumpur	Miss Amy				<input type="checkbox"/>
3	Dealer Johor	Mrs Tan	60148991234			<input type="checkbox"/>
4	Dealer Johor	Miss Priya	60167789456			<input type="checkbox"/>
5	Customer Johor	Miss Sunny	60145678433			<input type="checkbox"/>
6	Customer Johor	Mr Wong	60197113698			<input type="checkbox"/>
7	Customer Johor	Mr Kang Gary	60124561234			<input type="checkbox"/>
8	Supplier Kuala Lumpur	Mr Sean	60177134699			<input type="checkbox"/>
9	Supplier Kuala Lumpur	Mrs Saraswathy	60164114234			<input type="checkbox"/>
10	Supplier Kuala Lumpur	Mrs Sao	60145566123			<input type="checkbox"/>

To Suspend All Contact

The screenshot displays the 'First Online SMS' web application. The main content area is titled 'Contact Listing' and shows a table of 10 contacts. A confirmation dialog box is overlaid on the page, asking 'Do you want to suspend selected record?' with 'OK' and 'Cancel' buttons. The 'OK' button is circled in red. A yellow callout box with the number '2' points to the 'OK' button, containing the text 'Click "OK" to confirm suspend all contact'. Another yellow callout box with the number '1' points to the 'Suspend All' button in the table's action column, containing the text 'Check the box to select all contact'. The table has columns for '#', 'Group Name', 'Contact Person', and 'Contact Number'. The 'Suspend All' button is circled in red. The table data is as follows:

#	Group Name	Contact Person	Contact Number				
1	Dealer Kuala Lumpur	Mr Khai					<input checked="" type="checkbox"/>
2	Dealer Kuala Lumpur	Miss Amy					<input checked="" type="checkbox"/>
3	Dealer Johor	Mrs Tan	60148991234				<input checked="" type="checkbox"/>
4	Dealer Johor	Miss Priya	60167789456				<input checked="" type="checkbox"/>
5	Customer Johor	Miss Sunny	60145678433				<input checked="" type="checkbox"/>
6	Customer Johor	Mr Wong	60197113698				<input checked="" type="checkbox"/>
7	Customer Johor	Mr Kang Gary	60124561234				<input checked="" type="checkbox"/>
8	Supplier Kuala Lumpur	Mr Sean	60177134699				<input checked="" type="checkbox"/>
9	Supplier Kuala Lumpur	Mrs Saraswathy	60164114234				<input checked="" type="checkbox"/>
10	Supplier Kuala Lumpur	Mrs Sao	60145566123				<input checked="" type="checkbox"/>

To Delete All Contact

The screenshot displays the 'First Online SMS' web application. The left sidebar contains navigation options: Logout, Dashboard, Contact, SMS Template, Send SMS, and SMS History. The main content area is titled 'Contact Listing' and includes a search bar and buttons for 'Manage Contact Group', 'Add Contact', and 'Add Contact By Excel'. A table lists 10 contacts with columns for '#', 'Group Name', 'Contact Person', and 'Contact Number'. Each row has action icons: edit (pencil), activate (green check), suspend (red X), and delete (checkbox). A confirmation dialog box is open, asking 'Do you want to delete selected record?' with an 'OK' button circled in red. A yellow callout box with the number '2' points to the 'OK' button, containing the text 'Click "OK" to confirm delete all contact'. Another yellow callout box with the number '1' points to the delete checkbox in the first row of the table, containing the text 'Check the box to select all contact'.

2 Click "OK" to confirm delete all contact

1 Check the box to select all contact

#	Group Name	Contact Person	Contact Number				
1	Dealer Kuala Lumpur	Mr Khai					<input checked="" type="checkbox"/>
2	Dealer Kuala Lumpur	Miss Amy					<input checked="" type="checkbox"/>
3	Dealer Johor	Mrs Tan	60148991234				<input checked="" type="checkbox"/>
4	Dealer Johor	Miss Priya	60167789456				<input checked="" type="checkbox"/>
5	Customer Johor	Miss Sunny	60145678433				<input checked="" type="checkbox"/>
6	Customer Johor	Mr Wong	60197113698				<input checked="" type="checkbox"/>
7	Customer Johor	Mr Kang Gary	60124561234				<input checked="" type="checkbox"/>
8	Supplier Kuala Lumpur	Mr Sean	60177134699				<input checked="" type="checkbox"/>
9	Supplier Kuala Lumpur	Mrs Saraswathy	60164114234				<input checked="" type="checkbox"/>
10	Supplier Kuala Lumpur	Mrs Sao	60145566123				<input checked="" type="checkbox"/>

To Suspend Selected Contact

The screenshot shows the 'First Online SMS' web interface. A confirmation dialog box is open, asking 'Do you want to suspend selected record?' with 'OK' and 'Cancel' buttons. The 'OK' button is circled in red. A yellow callout box with the number '2' points to the 'OK' button, containing the text 'Click "OK" to suspend selected contact'. Below the dialog, a table lists contacts with columns for '#', 'Group Name', 'Contact Person', and 'Contact Number'. A yellow callout box with the number '1' points to the 'Contact Person' column, containing the text 'Check the box to select contact'. Arrows point from this callout to the checkboxes in the table. The table has buttons for 'Show All', 'Filter By Group', 'Active', 'Suspended', and 'Error Number(SMS Not Delivered)'. There are also buttons for 'Activate All', 'Suspend All', and 'Delete All'.

Do you want to suspend selected record

OK Cancel

2 Click "OK" to suspend selected contact

1 Check the box to select contact

#	Group Name	Contact Person	Contact Number	
1	Dealer Kuala Lumpur	Mr Khai	60185581234	<input checked="" type="checkbox"/>
2	Dealer Kuala Lumpur	Miss Amy		<input type="checkbox"/>
3	Dealer Johor	Mrs Tan		<input checked="" type="checkbox"/>
4	Dealer Johor	Miss Priya	60167789456	<input type="checkbox"/>
5	Customer Johor	Miss Sunny	60145678433	<input checked="" type="checkbox"/>
6	Customer Johor	Mr Wong	60197113698	<input type="checkbox"/>
7	Customer Johor	Mr Kang Gary	60124561234	<input checked="" type="checkbox"/>
8	Supplier Kuala Lumpur	Mr Sean	60177134699	<input type="checkbox"/>
9	Supplier Kuala Lumpur	Mrs Saraswathy	60164114234	<input type="checkbox"/>
10	Supplier Kuala Lumpur	Mrs Sao	60145566123	<input type="checkbox"/>

Contact Listing

Hello, Kai Wen
Credit Balance : 100
Credit Expire On : 13 May 2016

Contact Person Search

































Manage Contact Group Add Contact Add Contact By Excel

Selected Contact suspended successfully

A message appear

Show All Filter By Group Active Suspended Error Number(SMS Not Delivered)

Activate All Suspend All Delete All

#	Group Name	Contact Person	Contact Number	
1	Dealer Kuala Lumpur	Mr Khai	60185581234	   
2	Dealer Kuala Lumpur	Miss Am		   
3	Dealer Johor	Mrs Tan		   
4	Dealer Johor	Miss Priy		   
5	Customer Johor	Miss Sunny	60145678433	   
6	Customer Johor	Mr Wong	60197113698	   
7	Customer Johor	Mr Kang Gary	60124561234	   
8	Supplier Kuala Lumpur	Mr Sean	60177134699	   

The icon show suspended contact

1

2

To Activate Selected Contact

The screenshot shows the 'First Online SMS' web application interface. The main content area is titled 'Contact Listing' and displays a table of contacts. A modal dialog box is open, asking 'Do you want to activate selected record?' with 'OK' and 'Cancel' buttons. The 'OK' button is circled in red. A yellow callout box with the number '2' points to the 'OK' button, containing the text 'Click "OK" to activate selected contact'. Another yellow callout box with the number '1' points to the 'Activate' checkbox in the third row of the contact table, containing the text 'Check the box to select contact'. The contact table has columns for '#', 'Group Name', 'Contact Person', and 'Contact Number'. The third row is highlighted, showing 'Miss Sunny' with contact number '60124561234'. The interface also includes a sidebar with navigation options like 'Logout', 'Dashboard', 'Contact', 'SMS Template', 'Send SMS', and 'SMS History'. The top navigation bar shows 'Hello, Kai Wen' and 'Credit Balance : 100'.

1

2

Click "OK" to activate selected contact

Check the box to select contact

#	Group Name	Contact Person	Contact Number	
1	Dealer Kuala Lumpur	Mr Khai	60185581234	<input type="checkbox"/>
2	Dealer Johor	Mrs Tan		<input type="checkbox"/>
3	Customer Johor	Miss Sunny	60124561234	<input checked="" type="checkbox"/>
4	Customer Johor	Mr Kang Gary	60124561234	<input checked="" type="checkbox"/>



Hello, Kai Wen
Credit Balance : 100
Credit Expire On : 13 May 2016

Logout

Dashboard

Contact

SMS Template

Send SMS

SMS History

Contact Listing

Contact Person Search

Manage Contact Group Add Contact Add Contact By Excel

Selected Contact activated successfully

A message appear

Show All Filter By Group Active Suspended Error Number(SMS Not Delivered)

Activate All Suspend All Delete All

#	Group Name	Contact Person	Contact Number	
1	Dealer Kuala Lumpur	Mr Khai	60185581234	
2	Dealer Kuala Lumpur	Miss Amy	60179946317	
3	Dealer Johor	Mrs Tan	60148991234	
4	Dealer Johor	Miss Priya	60167789456	
5	Customer Johor	Miss Sunny		
6	Customer Johor	Mr Wong	60197113698	
7	Customer Johor	Mr Kang Gary	60124561234	
8	Supplier Kuala Lumpur	Mr Sean	60177134699	
9	Supplier Kuala Lumpur	Mrs Saraswathy	60164114234	

Contact active

Add SMS Template

You can create SMS Template for

1 Click "SMS Template"

2 Click "Add Template"

Notification

Promotion

Announcement

#			
1	Announcement Hari Raya Haji Holiday		
2	Ready To Collect		
3	Order Delivery By		
4	Thank You for your Order		

Hello, Kai Wen
Credit Balance : 100
Credit Expire On : 13 May 2016

- Logout
- Dashboard
- Contact
- SMS Template
- Send SMS
- SMS History

SMS Template Add

SMS Template Title

1-15 October Promotion

Language

English

SMS Template Message

We will have promotion starting 1 October - 15 October 2015. Product discount from 30% to 70%. Save the date and visit our store!

Character length: 129 Credit: 1

Note: [] \ ^ { } | ~ < > / @ = all these characters count become 2

Submit

1
Fill-in SMS
template title

2
Fill-in SMS
template message

Note: 1 credit
from 1-153
character

3
Click "Submit"
to save



Hello, Kai Wen
Credit Balance : 100
Credit Expire On : 13 May 2016

- Logout
- Dashboard
- Contact
- SMS Template
- Send SMS
- SMS History

SMS Template Listing

SMS Template Title Search

[Add Template](#)

Template added successfully

1

A message appear

2

A new template

#	SMS Template Title	
1	1-15 October Promotion	Edit Delete
2	Announcement Hari Raya Haji Holiday	Edit Delete
3	Ready To Collect	Edit Delete
4	Order Delivery By	Edit Delete
5	Thank You for your Order	Edit Delete

Show All

Active

To Send Single SMS

The screenshot shows the 'Send SMS' interface in the 'First Online SMS' system. The interface includes a sidebar with navigation options like 'Logout', 'Dashboard', 'Contact', 'SMS Template', 'Send SMS', and 'SMS History'. The main content area is titled 'Send SMS' and features two radio buttons: 'Send Single SMS' (selected) and 'Send Bulk SMS'. Below these are fields for 'Language' (set to English), 'Template' (with a dropdown menu), 'Mobile No' (60197113698), and a 'Message' text area containing 'Your Order Already Send out By Poslaju'. At the bottom, there are fields for 'Character length' (39) and 'Credit' (1), a 'Submit' button, and a warning message about Chinese characters.

1 Choose "Send Single SMS"

2 Select template or write your own message

3 Fill-in contact number

4 Click "Submit" to send

2

Credit Balance updated

1

A message appear

Sample message receive by customer

First Online SMS

Hello, Kai Wen

Credit Balance : 99

Credit Expire On : 13 May 2016

Logout

Dashboard

Contact

SMS Template

Send SMS

SMS History

Send SMS

Message sent successfully

Send Single SMS Send Bulk SMS

Language : English

Template (Optional - Please skip if no template) No Template

Mobile No (Please include Country Code, example : 60127891234)

Message

Character length: Credit:

Note : [] \ ^ { } () ~ < > / @ = all these characters count become 2

Warning: Sending Chinese character using English SMS System will caused the recipient to receive unreadable character.

Submit

Kai Wen

89% 12:05 pm

+855827167129 CALL MORE

Thursday, 17 September 2015

RM0.00 Your Order Already
Send out By Poslaju
SMS 11:48 am 2

Enter message

1

2

To Send Bulk SMS

Choose "Send Bulk SMS"

Group contact list. You can uncheck to skip send SMS

Select template or write your own message

Select contact group

Click "Submit" to send

1 Send Single SMS Send Bulk SMS

Language : English

Template (Optional - Please skip if no template) 1-15 October Promotion

Contact Group (New contact group can be created under Contact menu) Customer Kuala Lumpur (6)

Message We will have promotion starting 1 October - 15 October 2015. Product discount from 30% to 70%. Save the date and visit our store!

Character length: 129 Credit: 1

Note : [] \ ^ { } () ~ < > / @ = all these characters count become 2
Warning: Sending Chinese character using English SMS System will caused the recipient to receive unreadable character.

Submit

2 Note: Please un-check contact that you want to skip send SMS

Contact List

Contact List for Customer Kuala Lumpur

- 60123456789(Miss Lee)
- 60129876543(Mr Kelvin)
- 60187889632(Mr Ahmad)
- 60196332999(Mr Raj)
- 60142356890(Mrs Ainur)
- 60183216547(Miss Yvone)

Template (Optional - Please skip if no template)

- Order Delivery By
- No Template
- 1-15 October Promotion
- Announcement Hari Raya Haji Holiday
- Ready To Collect
- Order Delivery By

Contact Group (New contact group can be created under Contact menu)

- Customer Kuala Lumpur (6)
- Select Group
- Customer Johor (3)
- Customer Kuala Lumpur (6)
- Dealer Johor (3)
- Dealer Kuala Lumpur (1)
- Supplier Kuala Lumpur (5)

Birthday Wishes

1 Choose your preferred option

Send SMS for today's birthday contact(s)

Send SMS for this week birthday contact(s)

Send SMS for this month birthday contact(s)

The screenshot displays the 'First Online SMS' interface. The sidebar on the left contains navigation options: Terms Of Use, Logout, Dashboard, Contact, SMS Template, Send SMS, **Birthday Wishes** (highlighted with a red box), SMS History, and User Manual. The main content area features a header with 'Manage Contact Group', 'Add Contact', and 'Add Contact By Excel'. Below this are filter buttons: 'Show All', 'Filter By Group', 'Active', 'Suspended', and 'Error Number(SMS Not Delivered)'. A row of three buttons is highlighted with a red box: 'Today Birthday' (red), 'This Week Birthday' (yellow), and 'This Month Birthday' (pink). Arrows point from the yellow text boxes above to these buttons. The table below lists contact details:

#	Group Name	Contact Person	Contact Number	Date Of Birth				
1	Staff	Teffany Tee	60122223444	17-04-1986				<input type="checkbox"/>
2	Staff	Meera Jasmine	60122222222	20-04-1994				<input type="checkbox"/>
3	Staff	Nur Amira	60137976707	19-04-1990				<input type="checkbox"/>
4	Staff	Jamaicca	60177139946	30-04-1979				<input type="checkbox"/>
5	Member	Derrick	60177963333	29-04-1996				<input type="checkbox"/>
6	Member	Stephy	60177772321	16-05-1985				<input type="checkbox"/>

Contact Listing



Hello, Denisa Tay
Credit Balance : 1059
Credit Expire On : 16 Aug

For example : "Today Birthday" is chosen

Terms Of Use

Logout

Dashboard

Contact

SMS Template

Send SMS

Birthday Wishes

SMS History

User Manual

Show All Filter By Group Active Suspended Error Number(SMS Not Delivered)

Today Birthday This Week Birthday This Month Birthday

Activate All Suspend All

Delete All

#	Group Name	Contact Person	Contact Number	Date Of Birth	
1	Staff	Teffany Tee	60122223444	17-04-1986	<input type="checkbox"/>
2	Staff	Meera Jasmine	60122222222	20-04-1994	<input type="checkbox"/>
3	Staff	Nur Amira	60137976707	19-04-1990	<input type="checkbox"/>
4	Staff	Jamaicca	60177139946	30-04-1979	<input type="checkbox"/>
5	Member	Derrick	60177963333	29-04-1996	<input type="checkbox"/>
6	Member	Stephy	60177772321	16-05-1985	<input type="checkbox"/>

Contact Listing



Hello, Denisa Tay
Credit Balance : 1059
Credit Expire On : 16 Aug

Terms Of Use

Logout

Dashboard

Contact

SMS Template

Send SMS

Birthday Wishes

SMS History

User Manual

Birthday wish will be sent to "Today's Birthday" contact(s)

Today Birthday This Week Birthday This Month Birthday

Send SMS to Today Birthday Person(s)

2 Click Send SMS

#	Group Name	Contact Person	Contact Number	Date Of Birth	
1	Staff	Teffany Tee	60122223444	17-04-1986	<input type="checkbox"/>



Hello, Kai Wen
Credit Balance : 99
Credit Expire On : 13 May 2016

Logout

Dashboard

Contact

SMS Template

Send SMS

SMS History

SMS History(Sent & Delivered)

Sender ID Search

Please allow 1-3 minutes for latest history update and refresh the page for latest history. History will be kept for 2 months only.

Total Records : 1

Sent Sending Error Delivered Not Delivered

#	Language	Mobile No	Message	Credit	AddedDate	Status
1	English	60177139946	Your Order Already Send out By Poslaju	1	2015-09-17 11:48:33	Delivered

SMS History will be kept for 2 months only

Click "SMS History"



Hello, Kai Wen
Credit Balance : 99
Credit Expire On : 13 May 2016

Logout

Dashboard

Contact

SMS Template

Send SMS

SMS History

SMS History(Sent & Delivered)

Sender ID Search

Please allow 1-3 minutes for latest history update and refresh the page for latest history. History will be kept for 2 months only.

Total Records : 1

Sent Sending Error Delivered Not Delivered

#	Language	Mobile No	Message	Credit	AddedDate	Status
1	English	60177139946	Your Order Already Send out By Poslaju	1	2015-09-17 11:48:33	Delivered

Search SMS history

Sender ID dropdown menu with options: Sender ID, Mobile Number, Language, Message



Visit us at :

www.malaysiasms.com.my

